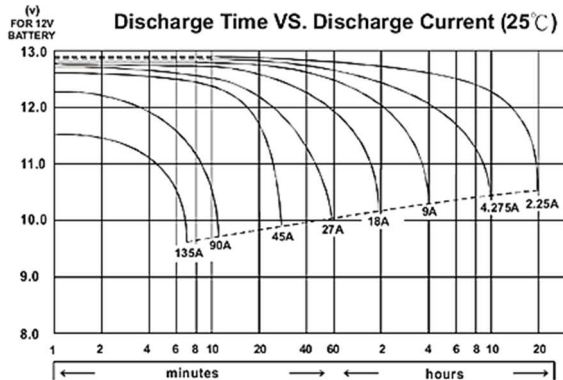
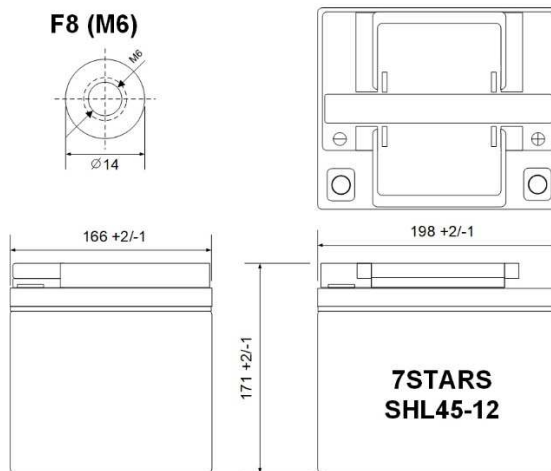
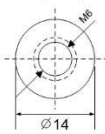


VALVE REGULATED LEAD ACID BATTERIES – AGM



F8 (M6)



Nominal Voltage Type 12V
AGM VRLA

Nominal Capacity

20 hours rate	45Ah
10 hours rate	42.8Ah
5 hours rate	38.3Ah
1C	25.5Ah
3C	18.0Ah

Weight 13.4kg

Internal Resistance 5.4mΩ@1kHz

Maximum Discharge Current for

5 sec.	540A
Short Circuit	1080A

Operating Temperature Range

Charge	-15°C ÷ 40°C
Discharge	-15°C ÷ 50°C
Storage	-15°C ÷ 40°C

Charge Retention (shelf life) at 20°C

1 month	92%
3 months	90%
6 months	80%

Charging Methods at 20°C

Max. Charging Current	13.5A
Charging Voltage	
Cycle use:	14.4 ÷ 15.0V
Standby use:	13.5 ÷ 13.8V
Thermal Coeff. Cycle/St.By	-5.0/-3.0 mV/°C/cell

Life expectancy

Cycle Use	
100% depth of discharge	200 cycles
50% depth of discharge	500 cycles
30% depth of discharge	1000 cycles
Standby Use	10/12 years Long Life (EUROBAT)

Case Material ABS UL94 HB

Terminal F8 (M6 Bolt)
Torque value (Max.) 7Nm (10Nm)

Standards and Certifications: CE, IEC 62056-1, IEC 60896-21-1, IEC 60896-22-1, IEC 61000-6-1, IEC 61000-6-3

Constant Power Discharge Characteristics (25°C) [Watt]

Cut Off	Time										
	5'	10'	15'	30'	1H	2H	3H	4H	5H	10H	20H
11.1V	1 398	888	696	372	293	154	123	98,4	84,0	49,4	26,0
10.8V	1 680	1 068	816	438	311	164	131	104	89,4	52,4	27,7
10.5V	1 884	1 200	900	483	322	169	135	108	92,4	54,2	28,6
10.2V	2 016	1 284	954	512	329	173	139	110	94,2	55,6	29,3
10.0V	2 046	1 302	972	519	332	175	139	112	95,4	56,1	29,6
9.9V	2 082	1 326	984	529	335	177	141	113	96,0	56,6	29,9
9.6V	2 124	1 350	1 002	536	338	178	142	114	97,2	57,1	30,1

Due to continuous product improvement, the design and specifications are subject to change without prior notice.